

OTC/MANEVU  
2024 ANNUAL  
MEETING  
JUNE 12-13, 2024

# MANEVU Technical Support Committee Update

Co-Chairs Sharon Davis, NJDEP and David Healy, NHDES

1



## Presentation Overview

- TSC Workplan & Progress
- DRAFT 2008 – 2023 Emissions Trends
- 2022 Updated Regional Haze Metrics
- Inter-RPO Coordination

2

2

# Presentation Overview

- TSC Workplan & Progress
- DRAFT 2008 – 2023 Emissions Trends
- 2022 Updated Regional Haze Metrics
- Inter-RPO Coordination

3

3

TSC Workplan: 1Q2024 – 1Q2025					1Q 2024	2Q 2024	3Q 2024	4Q 2024	1Q 2025
Deliverable	Activity	Sub-Activity	Notes	Comments					
TSC General	Update Air Directors	ADs/Committees/Stakeholders	Monthly Calls and Yearly Meetings						
RH Metrics	Complete Annual RH Metrics Plots	Workgroup produces 2022 metrics/plots	2022 plots in 2024; 2023 plots in 2025, etc.	See Visibility Workgroup Timeline for specific tasks and timeframes.					
		Present to ADs/Committees/Stakeholders							
	Draft 2022 Metrics report	Final Workgroup review of 2022 metrics report							
	<b>DRAFTED</b>	Final TSC review of 2022 metrics report							
Progress report on 2nd rmd RH SIP	Complete technical analyses for progress report	Assess status Long-term strategies							
		Assess status of control measures in other states							
		Assess Emissions trends in MANEVU and Contributing States							
		States begin 45 day FLM Review							
		Final Submittal to USEPA		Due 01/31/2025					
TSC General 3rd RH SIP Planning Phase	Update Air Directors	ADs/Committees/Stakeholders	Calls and Meetings						
	RPO Coordination	Inventory for 3rd RH Planning	Quarterly Calls	As needed.					
	Request OTC Modeling perform 2038 Projection Run		Will need 2038 projected inventory	Milestone date TBD					
	MANEVU Asks developed for RP	TBD	Will need Controlled 2038 projected inventory	Milestone date TBD					
	120 RH consultation period starts			Milestone date TBD					
	3rd RH SIP due to EPA		40 CFR Part 51.308(f): Due date is July 1, 2028						

4

4

MANEVU Regional Haze SIP Progress As of April 18, 2024															Oct. 10, 2023	
	IMPROVE Data Analysis	Inventory Development & Analysis	Modeling	Consultation with contributing states	State 4-factor analyses completed	Response to MANE-VU Ask Developed	Long-term strategy developed	Initial draft of SIP developed	State rules drafted (as appropriate)	FLM/EPA consultation	Draft SIP Submittal 60-day Clock Started	Public Hearing/Comment	Final SIP Submittal	At EPA	SIP Approved	SIP Approved
CT																CT
DC																DC
DE																DE
MA																MA
MD																MD
ME																ME
NH																NH
NJ																NJ
NY																NY
PA																PA
RI																RI
VT																VT

Task Complete/Full EPA SIP Approval	
Proposed EPA SIP Approval	
In Progress	
EPA Action Pending	

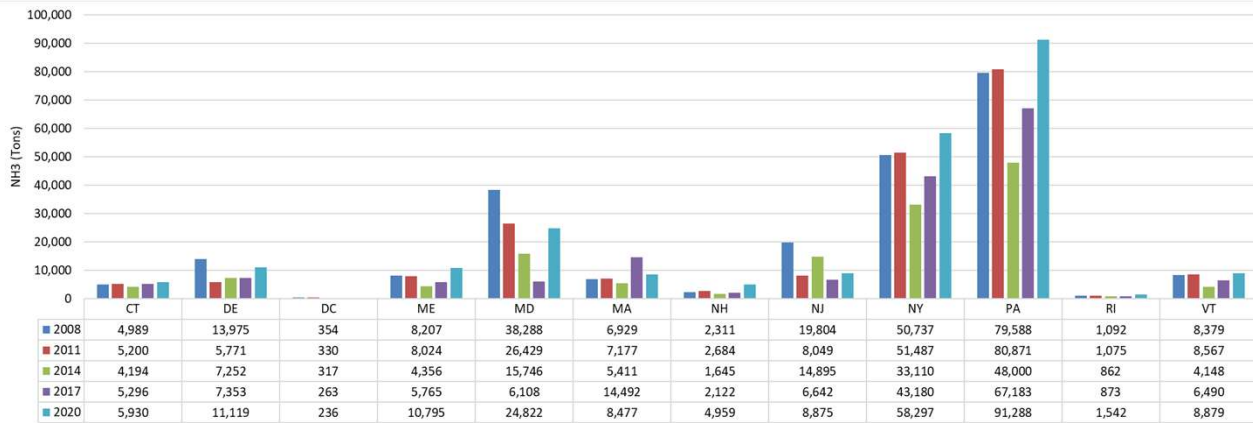
5

## Presentation Overview

- TSC Workplan & Progress
- **DRAFT 2008 – 2023 Emissions Trends**
- 2022 Updated Regional Haze Metrics
- Inter-RPO Coordination

6

## 2008 – 2020 Ammonia Emissions in the MANEVU States

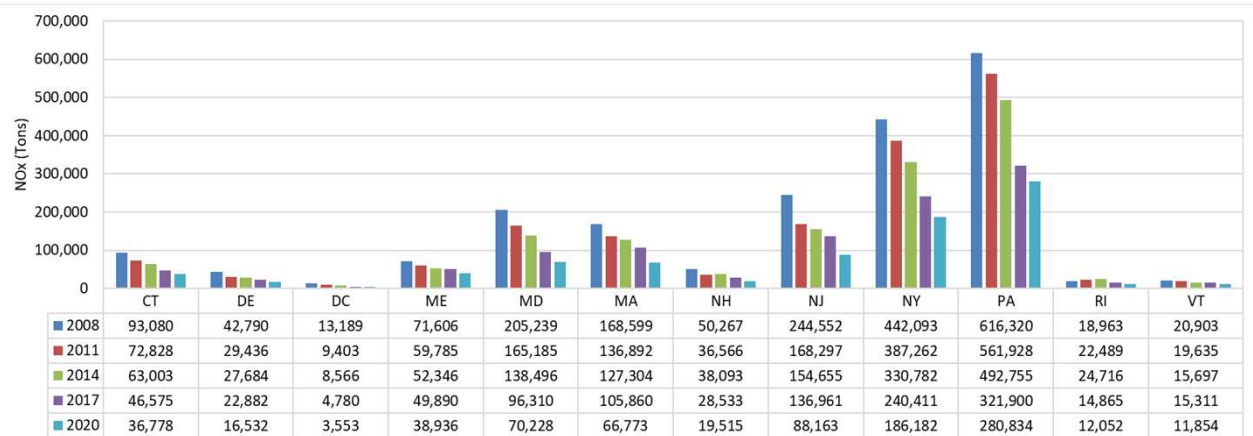


Per the 2020 NEI TSD, methodology changes were made to the Ag Fertilizer and Animal Waste categories which resulted in higher NH<sub>3</sub> estimates for 2020. Also, MOVES4 model expected to increase NH<sub>3</sub> estimates for future inventories.

7

7

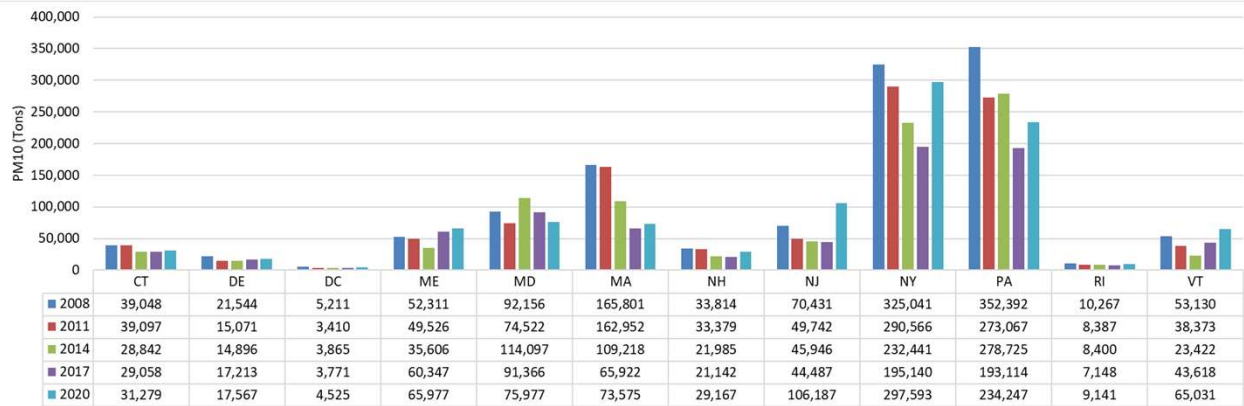
## 2008 – 2020 NO<sub>x</sub> Emissions in the MANEVU States



8

8

## 2008 – 2020 PM10 Emissions in the MANEVU States

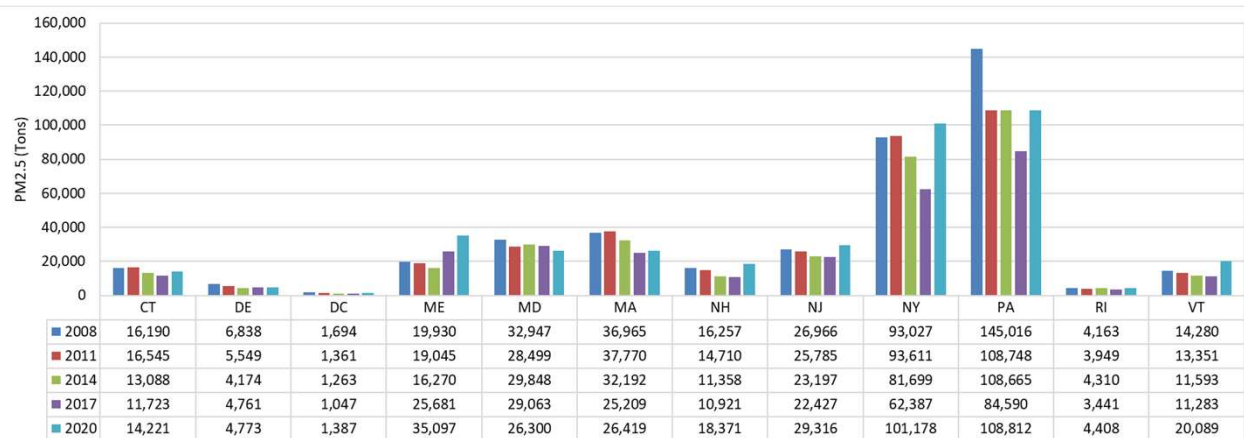


Per the 2020 NEI TSD, meteorological adjustments changed for unpaved road dust. Also, residential wood consumption estimation methods changed resulting in higher emissions for many northern states.

9

9

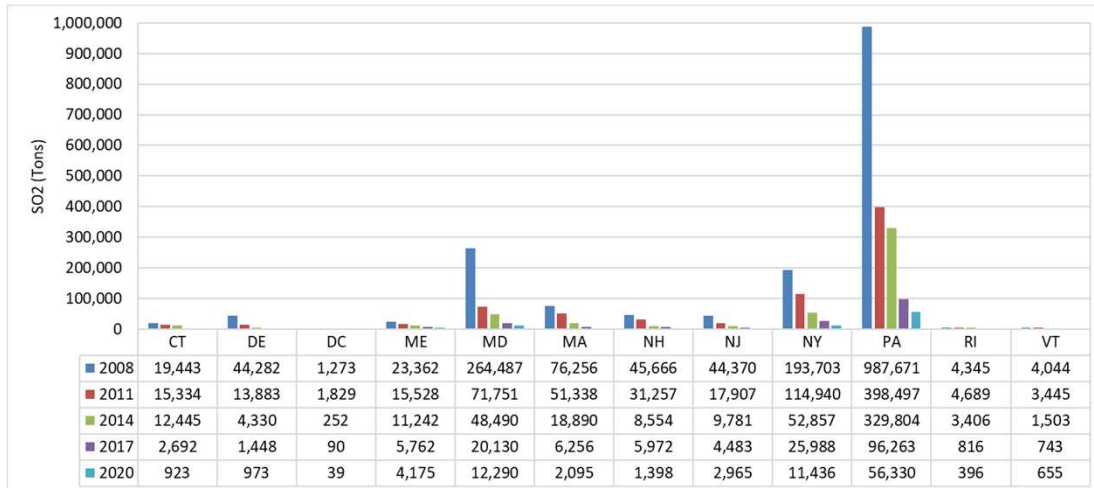
## 2008 – 2020 PM2.5 Emissions in the MANEVU States



10

10

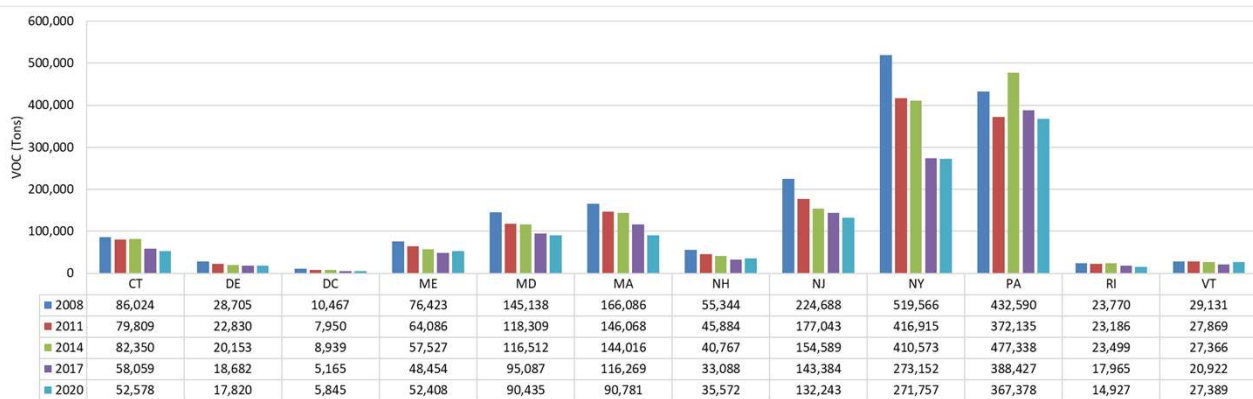
## 2008 – 2020 SO2 Emissions in the MANEVU States



11

11

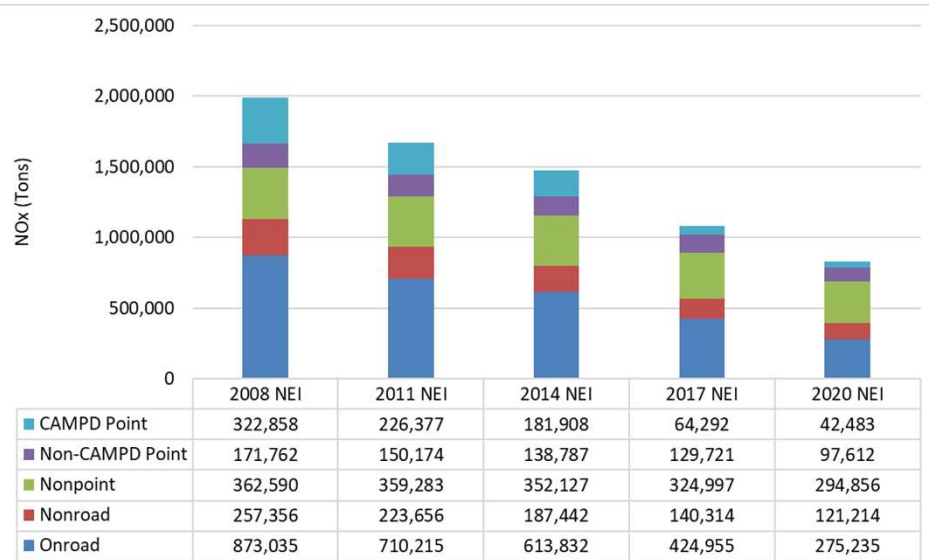
## 2008 – 2020 VOC Emissions in the MANEVU States



12

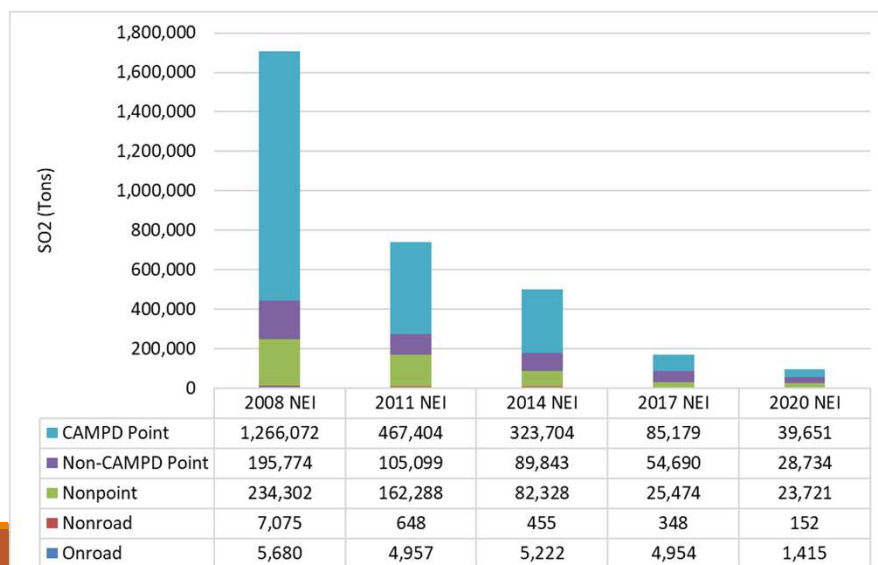
12

### 2008 – 2020 NO<sub>x</sub> Emissions by Source Category in MANEVU



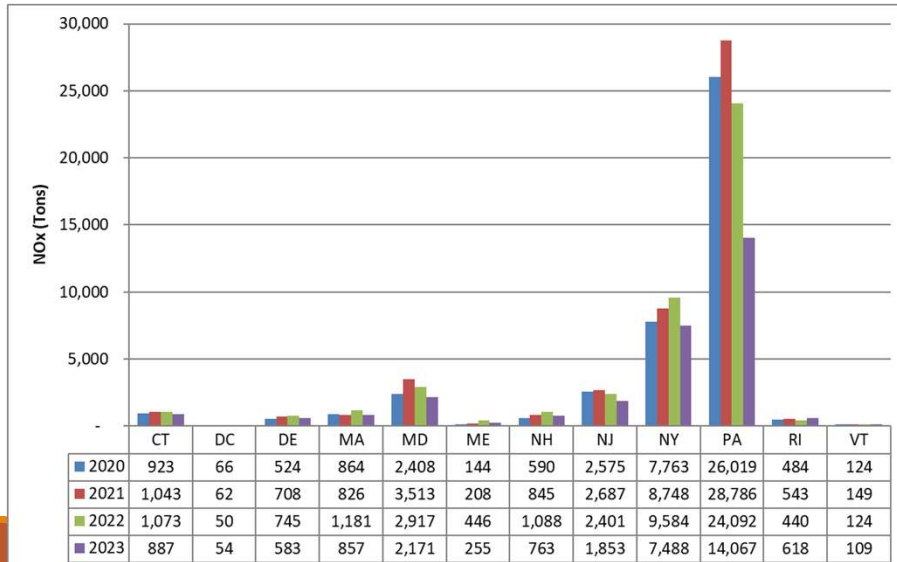
13

### 2008 – 2020 SO<sub>2</sub> Emissions by Source Category in MANEVU



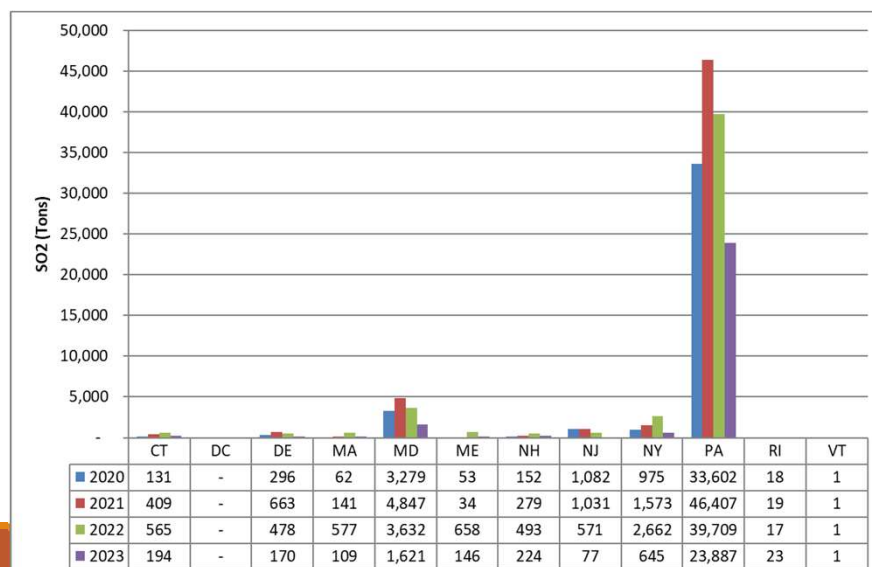
14

## 2020 – 2023 NOx Emissions from CAMPD Sources in the MANEVU States



15

## 2020 – 2023 SO2 Emissions from CAMPD Sources in the MANEVU States



16

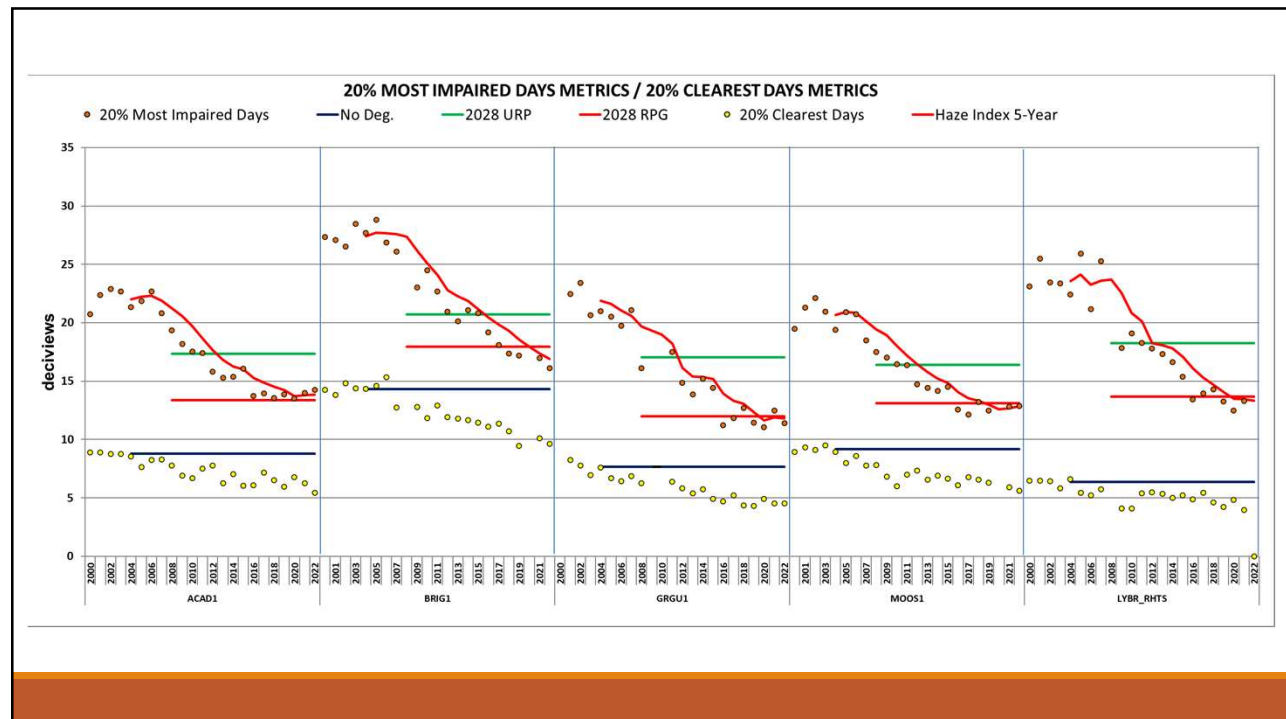


# Presentation Overview

- TSC Workplan & Progress
- DRAFT 2008 – 2023 Emissions Trends
- **2022 Updated Regional Haze Metrics**
- Inter-RPO Coordination

17

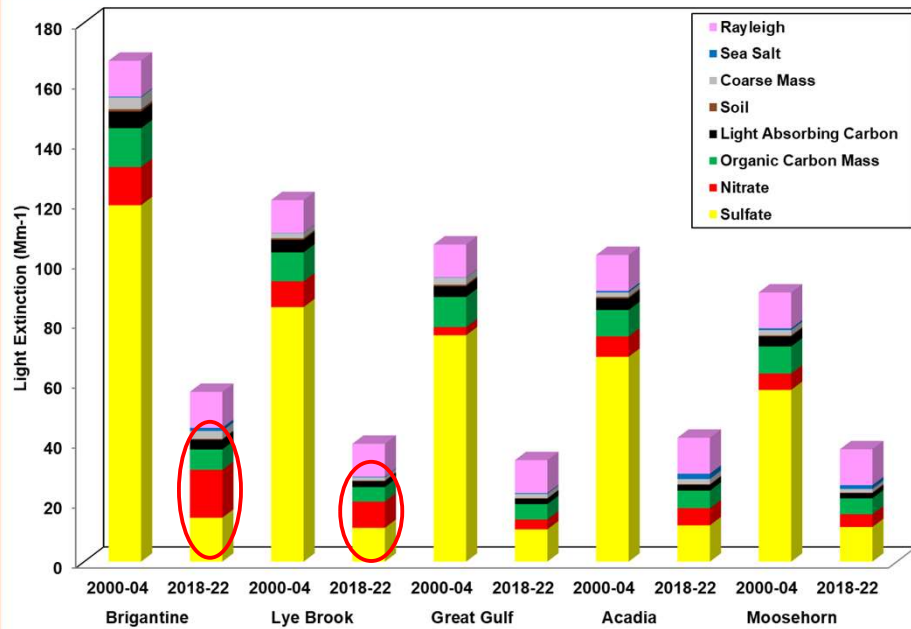
17



18

## 20% Most Impaired Day Analysis:

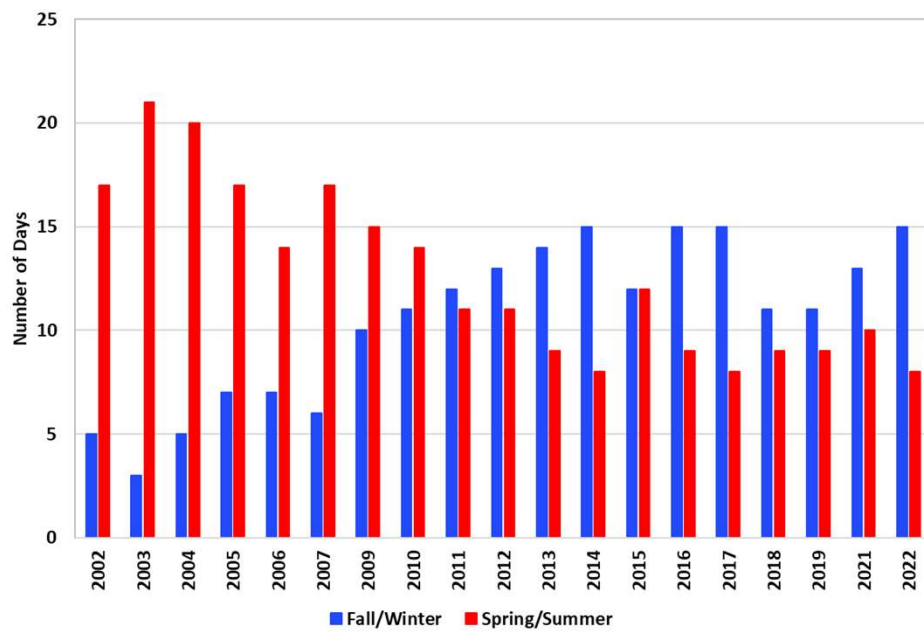
Base Year (2000-2004)  
vs.  
Current (2018-2022)



19

19

Brigantine Wilderness 20% Most Impaired Days



20

20

## Presentation Overview

- TSC Workplan & Progress
- DRAFT 2008 – 2023 Emissions Trends
- 2022 Updated Regional Haze Metrics
- **Inter-RPO Coordination**

21







21

### Inter-RPO Coordination

- Inter-RPO coordination process established, WESTAR
- Inter-RPO Discussion Topics
  - Priorities for RHR changes
  - Other sectors/pollutants (agricultural ammonia)
  - Planning timelines for 2<sup>nd</sup> round PRs and 3<sup>rd</sup> round SIPs
  - 2<sup>nd</sup> round progress reports
    - Template sharing

22

22

 <p>Moosehorn, ME</p>	 <p>Roosevelt Campobello International Park, NB</p>	<h2>Questions? Thank You!</h2>	
 <p>Presidential Range – Dry River, NH</p>	 <p>Acadia, ME</p>		 <p>Lye Brook Wilderness, VT</p>
 <p>Brigantine NJ</p>	 <p>Brigantine NJ</p> <p>09/30/2010</p>		
<p>Sharon Davis (NJ), MANEVU TSC Co-Chair  <a href="mailto:sharon.davis@dep.nj.gov">sharon.davis@dep.nj.gov</a>          (609) 292-6722</p> <p>David Healy (NH), MANEVU TSC Co-Chair  <a href="mailto:david.healy@des.nh.gov">david.healy@des.nh.gov</a>          (603) 271-0871</p> <p>Paul Miller (MANEVU/OTC), Lead Manager  <a href="mailto:pmiller@nescaum.org">pmiller@nescaum.org</a>          (617) 259-2016</p>			

23